

變壓器和扼流綫圈

TRANSFORMERS AND CHOKE COILS

[ER TYPE] 形狀和尺寸 (單位: mm) SHAPE AND DIMENSIONS (Unit: mm)

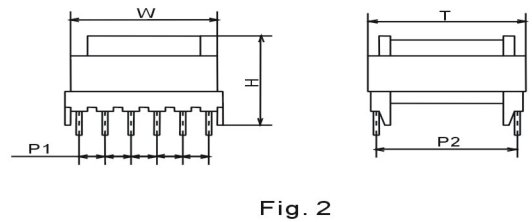
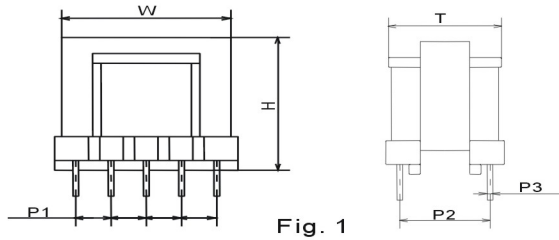


Fig.	型號	W MAX	H MAX	T MAX	PIN規格				輸出功率(W) MAX (at 100KHz)
					P1	P2	端子數	P3	
1	ER-25.5	27.0	21.0	21.0	5.0±0.5	12.5±0.5	8	φ 0.8	68
1	ER-28	30.0	18.5	24.0	5.0±0.5	17.5±0.5	10	φ 0.8	91
1	ER-28L	30.0	36.0	27.0	5.0±0.5	22.0±0.5	12	φ 1.0	127
1	ER-28L	30.0	37.0	24.0	5.0±0.5	17.5±0.5	12	φ 0.8	127
2	ER-28Y	31.0	26.0	31.0	5.0±0.5	25.0±0.5	12	φ 0.8	91
2	ER-28LY	31.0	26.0	39.0	5.0±0.5	30.0±0.5	12	φ 0.8	127
1	EH-29	39.0	38.0	27.0	5.0±0.5	20.0±0.5	16	φ 1.0	135
1	EH-29	36.0	38.0	25.5	4.0±0.5	20.0±0.5	18	φ 1.0	135
1	ER-33	34.0	39.0	29.5	5.0±0.5	22.5±0.5	14	φ 1.0	185
1	ER-35	36.5	45.0	29.0	5.0±0.5	22.5±0.5	12	φ 1.0	218
2	ER-35LY	41.0	30.5	45.5	5.0±0.5	35.0±0.5	16	φ 1.0	218
1	ER-39	41.0	48.5	30.5	5.0±0.5	25.0±0.5	14	φ 1.0	275
1	ER-39	45.0	53.0	33.0	5.0±0.5	25.0±0.5	16	φ 1.0	275
1	ER-40LL	41.0	20.5	30.0	5.0±0.5	25.0±0.5	14	φ 0.8	160
1	ER-40	41.0	47.0	31.0	5.0±0.5	25.0±0.5	12	φ 1.0	348
2	ER-40Y	41.0	33.5	47.0	5.0±0.5	35.0±0.5	16	φ 1.0	348
1	ER-42	43.0	48.0	30.0	5.0±0.5	25.0±0.5	14	φ 1.0	410
1	ER-42K	46.0	50.0	33.0	5.0±0.5	25.0±0.5	18	φ 1.0	410
1	ER-49L	51.0	60.0	40.0	5.0±0.5	28.0±0.5	18	φ 1.0	550

注) 實物外觀和規格書圖紙會有細微的差別。

Note) An appearance figure varies a little in the specifications.

變壓器和扼流線圈

TRANSFORMERS AND CHOKE COILS

[EE、EI TYPE] 形狀和尺寸 (單位: mm) SHAPE AND DIMENSIONS (Unit: mm)

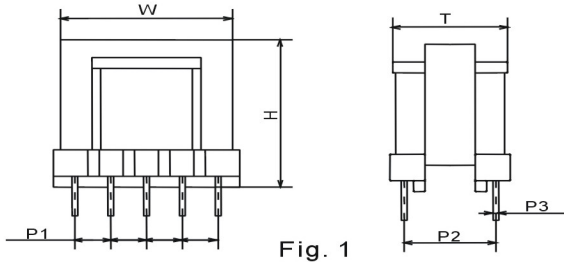


Fig. 1

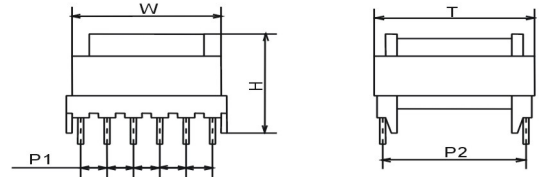


Fig. 2

Fig.	型號	W MAX	H MAX	T MAX	PIN規格				輸出功率(W) MAX (at 100KHz)
					P1	P2	端子數	P3	
1	EE-8	8.7	8.7	8.5	2.5±0.3	6.0±0.5	6	□0.42	3.0
1	EE-10	11.5	12.5	12.0	2.6±0.3	8.0±0.5	8	□0.42	5.0
1	EI-12.5	13.3	10.0	13.0	2.5±0.3	7.5±0.5	10	φ0.60	8.0
1	EE-13	14.0	13.0	13.0	2.5±0.3	8.5±0.5	10	□0.48	15
1	EE-13T	14.0	15.5	13.0	2.5±0.3	8.5±0.5	10	φ0.60	15
1	EE-16 (EI-16)	18.0	17.5	14.0	3.3±0.3	10.5±0.5	10	φ0.6	26
1	EE-19 (EI-19)	20.0	17.5	15.5	4.0±0.3	11.0±0.5	7	φ0.7	32
1	EE-19 (EI-19)	20.0	17.5	15.5	5.0±0.3	10.0±0.5	8	φ0.6	32
1	EE-22 (EI-22)	24.0	21.0	18.0	5.0±0.5	12.5±0.5	8	φ0.8	46
1	EE-22 (EI-22)	23.0	20.0	18.0	4.0±0.5	12.0±0.5	10	φ0.8	46
1	EE-25 (EI-25)	27.0	23.3	18.5	5.0±0.5	12.5±0.5	8	φ0.8	64
1	EE-25 (EI-25)	27.0	23.3	18.5	5.0±0.5	15.2±0.5	10	φ0.8	64
2	EF-25	27.0	20.5	29.0	5.0±0.5	20.0±0.5	8	φ0.8	72
2	EE-27Y	30.0	19.5	40.5	5.0±0.5	30.0±0.5	12	φ0.8	90
1	EE-28 (EI-28)	29.0	23.0	25.0	5.0±0.5	17.5±0.5	10	φ0.8	107
1	EE-30 (EI-30)	32.0	29.0	23.0	5.0±0.5	17.5±0.5	10	φ0.8	155
1	EE-30 (EI-30)	31.5	29.0	26.0	5.0±0.5	20.0±0.5	10	φ0.8	206
1	EE-33 (EI-33)	35.0	33.5	30.0	5.0±0.5	22.5±0.5	12	φ0.8	206
1	EE-33 (EI-33)	35.0	33.5	30.0	5.0±0.5	22.5±0.5	14	φ0.8	218
1	EE-40 (EI-40)	42.0	39.0	29.0	5.0±0.5	22.5±0.5	12	φ0.8	348
1	EE-40 (EI-40)	42.0	39.0	29.0	5.0±0.5	22.5±0.5	16	φ0.8	348

注) 實物外觀和規格書圖紙會有細微的差別。
Note) An appearance figure varies a little in the specifications